Zigbee Plug User Guide

Dogain Zigbee smart plug can be controlled by wall switch and compatible Smart Home App.



Reset the plug: Hold the button for 5 seconds, the plug clicks twice.

Add Dogain Zigbee Smart Plug to SmartThings
Install the plug and follow the steps:

SmartThings® instructions

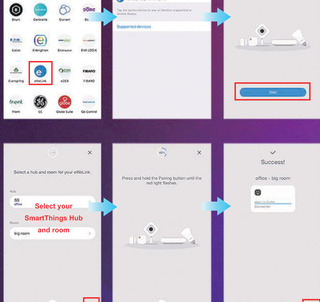

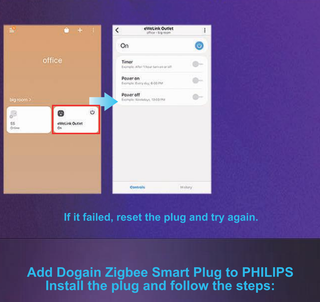

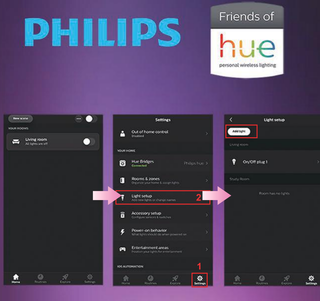

If it failed, reset the plug and try again.

Add Dogain Zigbee Smart Plug to PHILIPS
Install the plug and follow the steps:

PHILIPS

Friends of hue personal wireless lighting

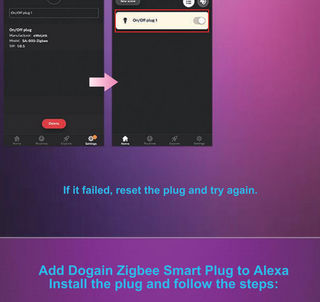

If it failed, reset the plug and try again.

Add Dogain Zigbee Smart Plug to Alexa
Install the plug and follow the steps:

Alexa

1.Power on the plug
2.Ask,"Alexa,discover devices!"
3.Plug clicks once it's connected
4.Wait until Alexa finished,check new devices "First/Second....plug"

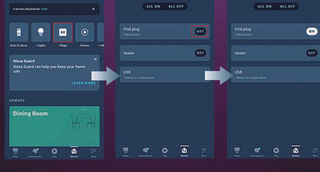

If it failed, reset the plug and try again.